


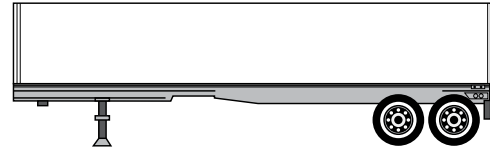


EQUIPMENT LIST



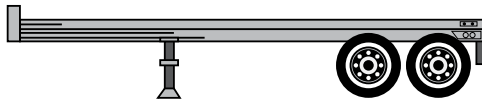
STRAIGHT TRUCK

26,000 lbs
length 24'-26' • width 96" • height 102"




53' VAN/REEFER

44,000 lbs
length 53' • width 99" • height 110"



FLAT BED/ROLL-TITE

46,000-52,000 lbs
length 48'-53' • width 8'6"
deck height 52" • load height 8'6"



STEP DECK

40,000-42,500 lbs
length 48' • front deck length 11'
main deck length 37' • width 8'6"
deck height 60" & 40" • load height front 8'6", main 10'2"



DOUBLE DROP

38,000-40,000 lbs
length 48' • front deck length 10' • well 29'6"
back deck length 8'6" • width 8'6"
deck height 60", 18", 34" • load height front 8'6", well
11'6", back 10'2"



EXTENDED DOUBLE DROP

40,000 lbs
length 48'-69' • front deck length 10' • well 29'-50'
back deck length 9' • width 8'6"
deck height 60", 18", 34" • load height front 8'6", well
11'6", back 10'2"



1-866-763-6668

info@powerlinelogistics.com

690 FOUNTAIN ST N CAMBRIDGE, ONTARIO CANADA N3H 4R7